



TS Dewatering screen





TS Dewatering screen

Luoyang Longzhong Heavy Machinery Co., Ltd is a high technology enterprise in Luoyang city, which is a professionally corporate enterprise that engaged in mine crushing machinery and , industrial grinding mill researching, development and manufacturing. The company is located in beautiful Luoyang, in the middle of China, which covers more than 50000 square meters with modern and professional technical team, equipped with advanced CAD computer aided design system and computer simulation test system. All of these good facilities keep our products in high quality.

Our main products are Crusher, Sand making machine (Vertical Shaft Impact Crusher), Vibrating Screen, Vibrating Feeder, Sand Washing Machine, Sand Recycling Machine, Belt conveyor, industrial mills etc. What' s more, the Sand Recycling Machine has been awarded the reputation of Luoyang high-tech achievements transformation project. We have become the main production and export base of Sand making and grinding mill machine.

The market demand is our foundation and innovative power. Rich technical accumulation and new technology application make our products the world top leading in the industry field in high technology content and performance, the reliability, operation and maintenance costs. We are looking forward to cooperating with you, and always be ready to provide you with hearty service!





TS Dewatering screen

● Features:

Advanced structure, light weight, high dehydrating ratio with new type vibrating motors.

2.Simple structure, easy maintenance.

3.Cross beam and screen body connect with high strength bolts, no welding and easy to remove and maintenance.

4.Polyurethane screen (PU) high screening ratio, big capacity,long service life and no blocking.

5.Widely used, less replacement parts.

● Working conditions:

1. Vibrating accelerated speed no more than 20g (g: 9.8m/s acceleration of gravity)

2. Working environment temperature lower than 40°C

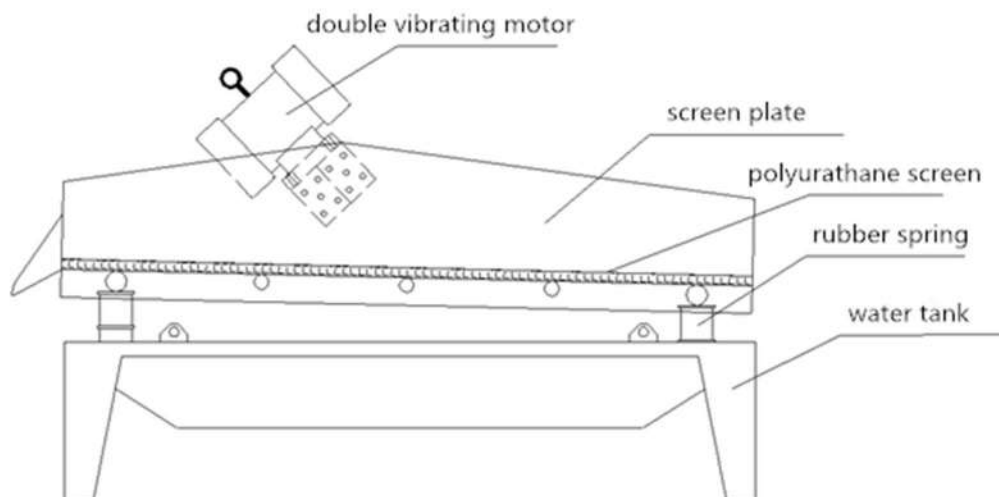
3. Elevation shall be within 1000m, if between 1000-4000m, the higher every 100m, the temperature limit lower 0.5 °C.

4. Power: 3 phrase, voltage 415v, frequency 50hz.

5.Working system: continuous

6. Bearing can bear temperature below 95 °C

7. Working environment shall be none conductive dust, none inflammable, explosive and corrosive gas.






TS Dewatering screen

● Installation:


- 1.The equipment is supplied in a whole set by our factory, customer examines it after receiving the equipment to eliminate the injury that could be collided during the transportation.
- 2.Installer should be familiar with the equipment structure, capacity and technical requirement, set out suitable installation process rules in advance.
- 3.Installation site should have enough lifting equipment, in order to protect screen frame, the equipment is not allowed to hauled on the ground.
- 4.Dewatering screen should be installed in strong reinforced concrete, the height, strength and area of base should be calculated according to the soil condition and use condition, it also can installed in steel frame, the installation size can refer to foundation drawing.
- 5.The 4 corners of dewatering screen should be horizontal and with the same stress.
- 6.All the motors should be waterproof, dustproof and ground connection.

● Debugging & commissioning:

- 1.Adjusting the 2 vibrating motor eccentric block to the same scale when adjusting motor eccentric block, in addition rotary direction of the 2 motors should on the contrary. (shown in picture 2)



Before



After

- 2.Examining if the vibrating motor eccentric block is in the same scale or not or examining the spring support is consistent or not if dewatering screen is not stable, jump-amplitude is larger.
- 3.Raising the discharge hole height or opening hole in feeding hole baffle makes redundant water flow into water tank.
- 4.After passing the no-load commissioning, it can put into load commissioning, time can be adjusted according to the commissioning requirements.



TS Dewatering screen

● Specifications:

Model	Screen area (m ²)	Power (kw)	Capacity (m ³ /h)	Feed size (mm)	Weight (t)	Overall dimension (L*W*H)(mm)
TS0820	1.5	2*0.75	5-10	≤10	0.8	2250*1140*1133
TS1020	2	2*1.1	20-30	≤10	1.6	2250*1340*1185
TS1225	3	2*2.2	50-80	≤10	2.1	2820*1590*1362
TS1530	4.5	2*3	100-120	≤10	2.5	3320*1900*1351
TS1840	7.2	2*4	150-200	≤10	3.5	4200*2441*1980
TS1845	8.1	2*4	150-200	≤10	4.5	4800*2441*1980
TS2445	10.8	2*7.5	200-250	≤10	6	4800*3100*2230

● Safety operation:

- 1.Close down the equipment and examine if the equipment perform abnormally, cut off the power before examination.
- 2.Electrical equipment should connect ground, electric wire should reliable insulation, and installed in flexible conduit.
- 3.Operators check the note on duty before working. Examine the stretch degree of triangular belt, oil level of vibrator, examine the stretch degree of screen, the bolt fasten condition and the screen damage situation.
- 4.Starting the equipment in no-load condition, strictly prohibit to work overload, it is allowed to stop the equipment after the materials of washing tank all discharged, it is not allowed to adjust, wash or examine the equipment when it operates.
- 5.Normally, adding lubricating grease each 8 hours, exciter bearing use EL-3 lithium-based grease,examining the equipment totally every month, examination content including the bolt fasten condition, if the side plate and beam breaks or not, the use condition of spring, condition of belt and the electric switch.
- 6.Vibrating screen stall should conforms to the technical sequence. Except special requirement, it is not allowed to feed after stall with material.
- 7.Operators should have safe guard consciousness, ensure security work.
- 8.Communicate with technicians if all of the above can' t solve problems.
- 9.If the equipment is not maintained properly by customer, this company will not undertake the responsible caused by user.



TS Dewatering screen

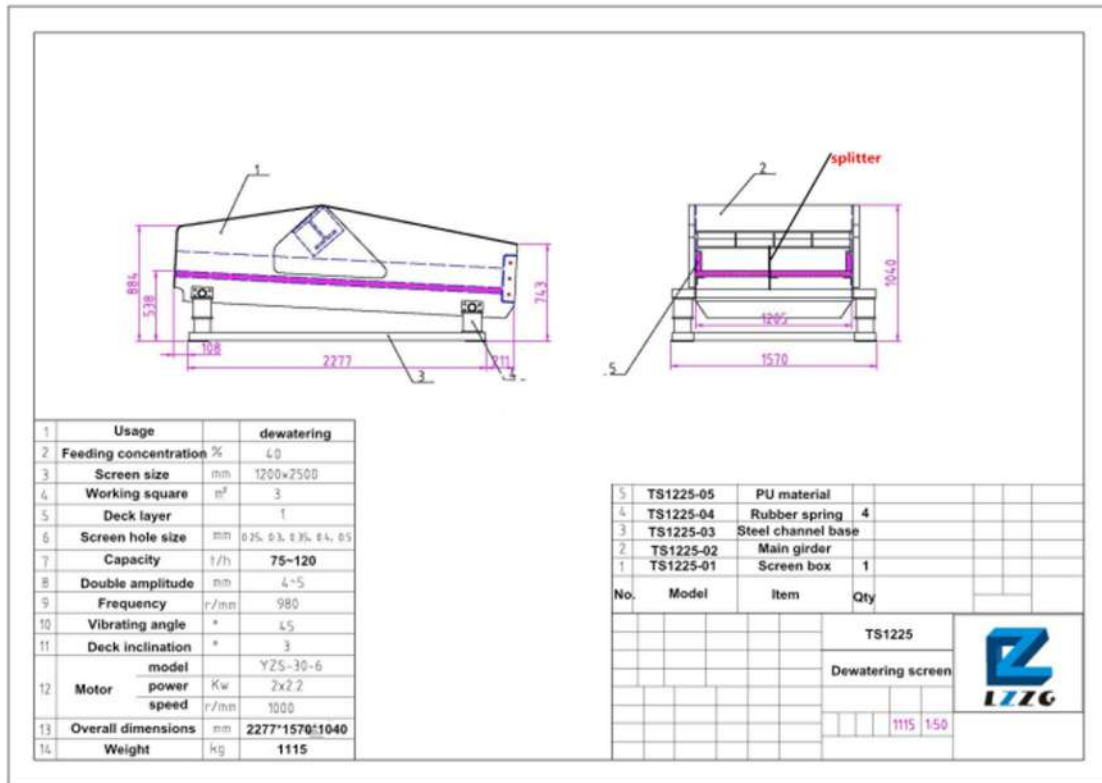
● Trouble shooting:

Faults	Causes	Solutions
Screen machine can't work normally	1.Vibrating motor damaged 2.Eccentric block in vibrating motor dissymmetry or loose. 3.The two vibrating motor are out of sync. 4.Grease in vibrating motor becomes dense. 5.4 corners horizontal error is large.	1.Change vibrating motor. 2.Readjust the eccentric block and fasten bolt. 3.Change synchronous vibrating motor. 4.Clean the vibrator, renew and add suitable lubricating grease. 5. Adjust 4 corners to horizontal.
Abnormal sound	1. Vibrating motor's bearing damaged 2. fasten bolt loose	1. Change the motor's bearing 2. Fastening bolt
Abnormal material flow	1. Material box is not in horizontal position 2.Master vibration spring damaged or spring stiffness varies too much 3. Sieve plate surface damaged 4. Unevenly feeding materials 5. Sieve plate bracket broken	1. Balanced the bracket height 2. Change a new spring system 3. Change the sieve plate 4. Balanced operation, stable feedings 5. Change the sieve plate
Side plate, beam damaged	1. Material sever wear 2.Working too long time with critical frequency	1.Change screen. 2.Adjust smaller frequency.



TS Dewatering screen

● TS1225 Drawing:



● Part of the case:





TS Dewatering screen

● Contact us:

Add : Zhongqiao Real Estate Building, Nanchang Road, Luoyang, China

Email : export@lylzzg.com

TEL : +86 13598484277

FAX : +86 379 65160018

WEB: www.lzzgchina.com

ALIBABA: www.lylongzhong.en.alibaba.com